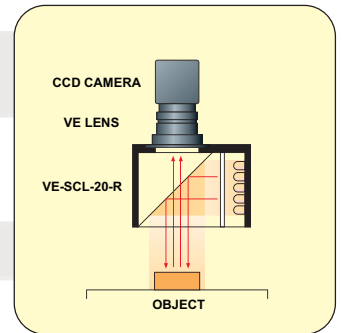




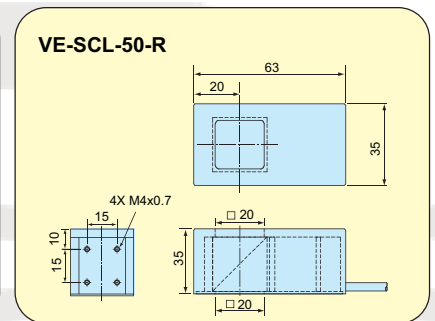
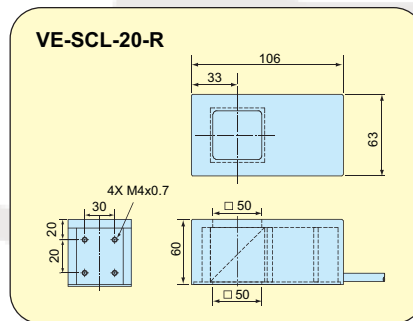
Produces simulated even coaxial lighting for telecentric VE lenses and other lenses without coaxial episcopic illumination

Illumination structure



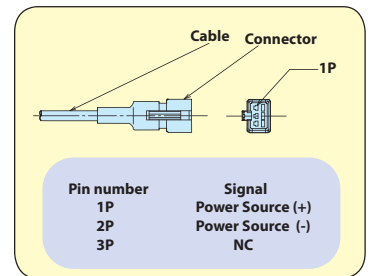
Explanation of Model Code

Emitting Surface	LED Color
<b>VE-SCL- 20 - R</b>	
50	R RED
	B BLUE
	W WHITE
	G GREEN



Model	Luminescent color	Emitting surface (mm)	Box dimension (mm)	Box height (mm)
VE-SCL-20-R	● Red	20	35x63	35
VE-SCL-20-B	● Blue	20	35x63	35
VE-SCL-20-W	○ White	20	35x63	35
★ VE-SCL-20-G	● Green	20	35x63	35
VE-SCL-50-R	● Red	50	63x106	60
VE-SCL-50-B	● Blue	50	63x106	60
VE-SCL-50-W	○ White	50	63x106	60
★ VE-SCL-50-G	● Green	50	63x106	60

★ made to order



Sample Images


VE-SCL-20-R



Dry cell



CD (scratch)



Metal parts

